



## Report Criteria

Evaluation Period: Metropolis 2012-2013

Date Range: 06/04/2012 to 06/04/2013

Schools: McNaulty Jr High

Class Periods: MJH Period 1, MJH Period 2, MJH Period 3, MJH Period 4

Grade Levels: 7th Grade, 8th Grade

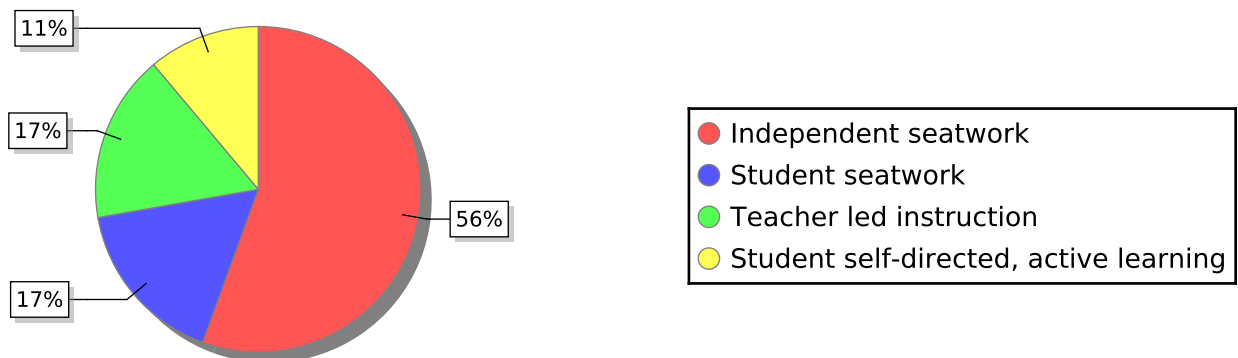
Content Areas: Arts, Exploratory/Special, Math, Reading/Communication, Science, Social Studies, SPED

Staff Members: Amy Bradley, John Doe, Mary Smith, George Wood

## District Questions

### Type of Instructional Activity

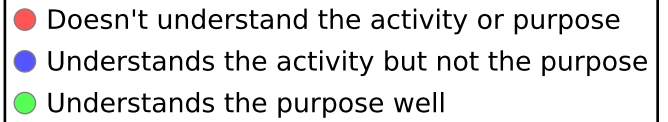
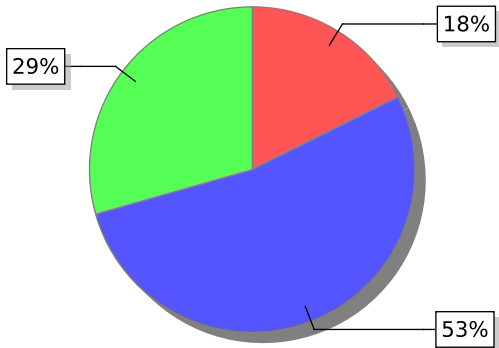
Independent seatwork	55.56 %
Student seatwork	16.67 %
Teacher led instruction	16.67 %
Student self-directed, active learning	11.11 %



## Clear Learning Expectations for Students

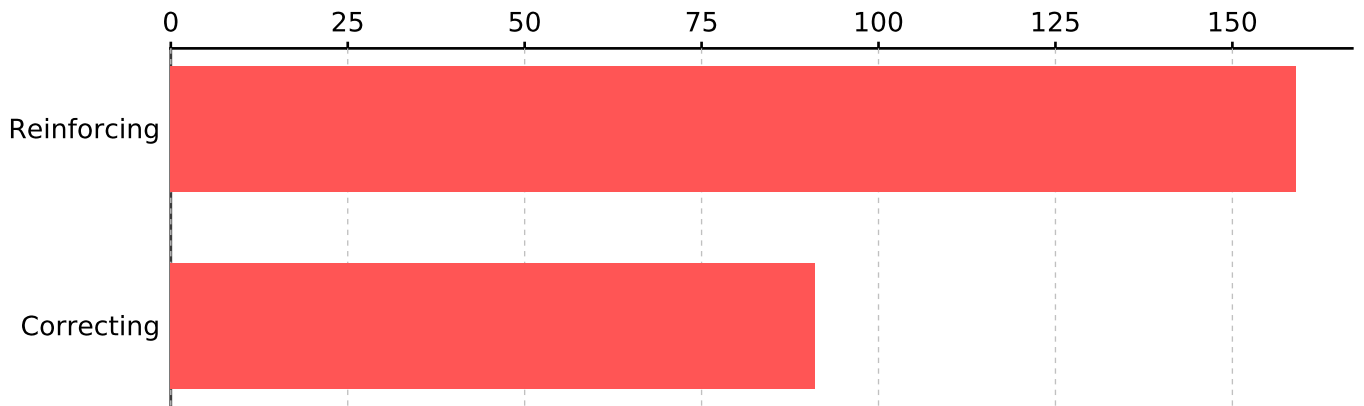
What are you working on? Why?

Doesn't understand the activity or purpose	17.65 %
Understands the activity but not the purpose	52.94 %
Understands the purpose well	29.41 %



## Teacher - Student Interactions

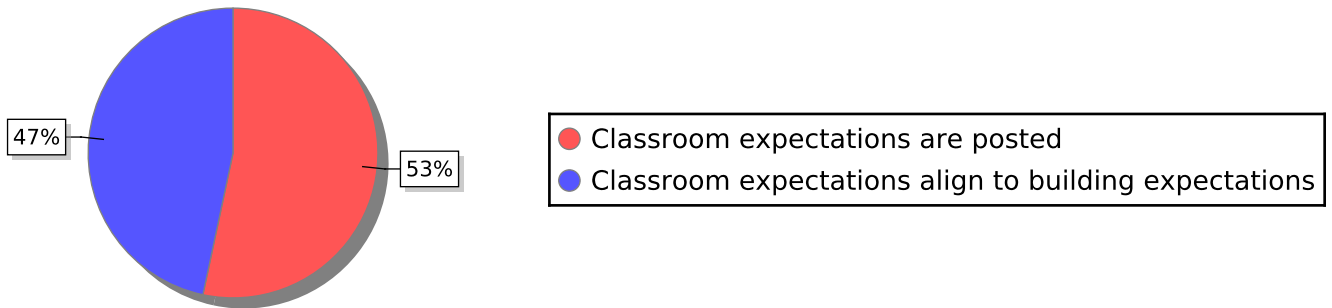
Reinforcing	9.4 avg	159 total
Correcting	5.4 avg	91 total
Ratios		2:1



# McNaulty Jr High Questions

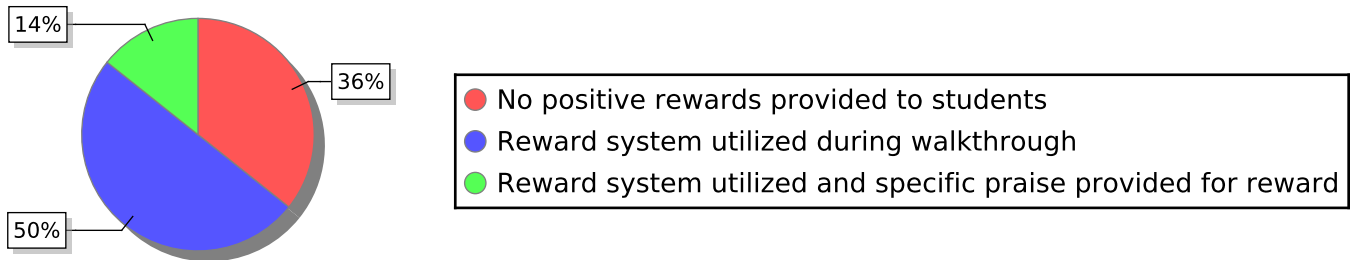
## Classroom Expectations

Classroom expectations are posted	53.33 %
Classroom expectations align to building expectations	46.67 %



## Reward Systems

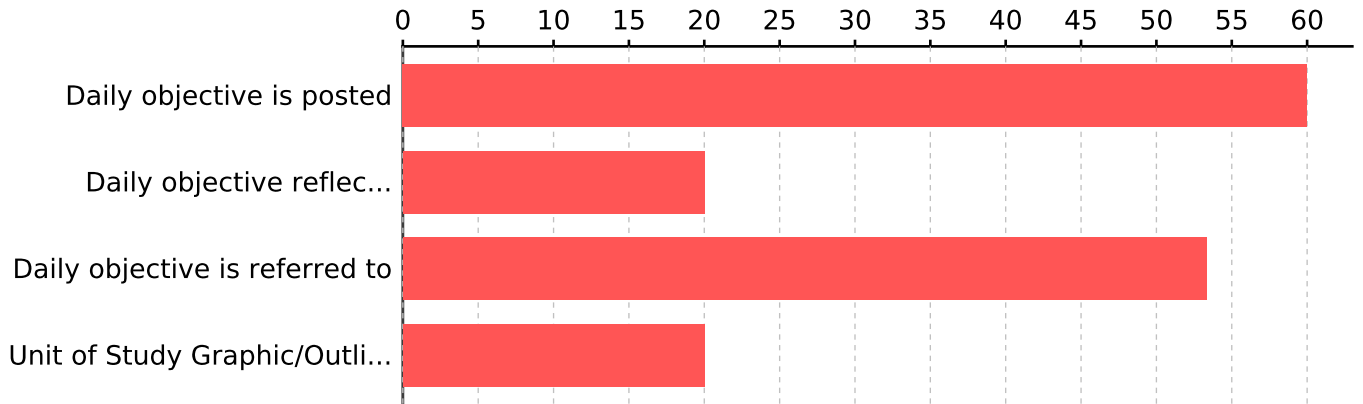
No positive rewards provided to students	35.71 %
Reward system utilized during walkthrough	50.00 %
Reward system utilized and specific praise provided for	14.29 %



## Objective/Instructional Plan Posted

check all that apply

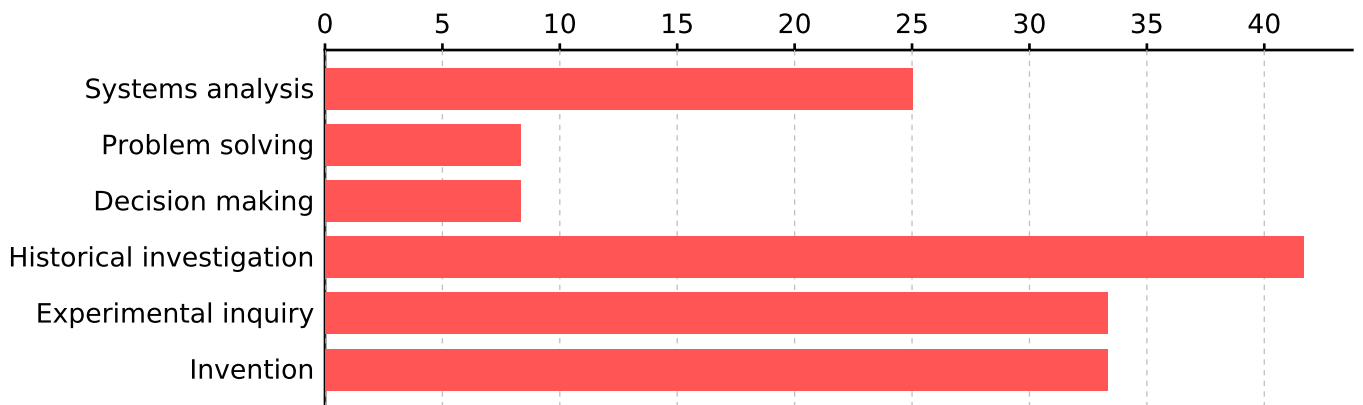
Daily objective is posted	60.00 %
Daily objective reflects common core standards	20.00 %
Daily objective is referred to	53.33 %
Unit of Study Graphic/Outline is Posted	20.00 %



## Generating and Testing Hypotheses

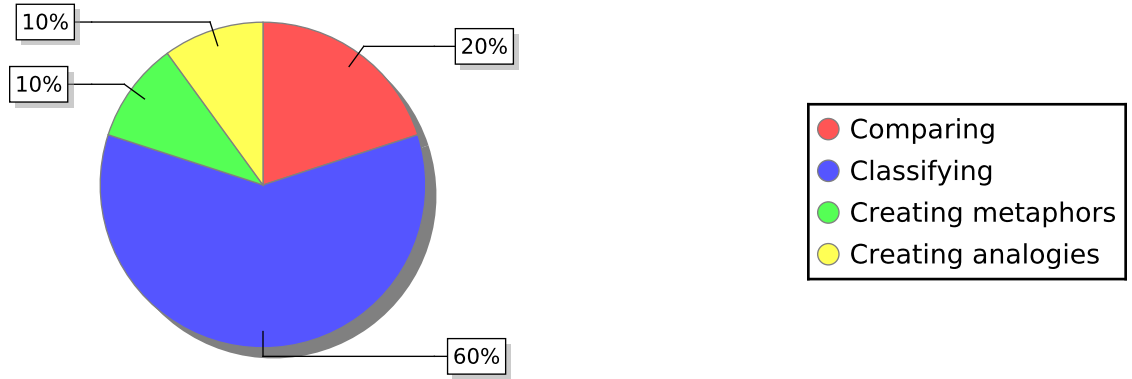
check all that apply

Systems analysis	25.00 %
Problem solving	8.33 %
Decision making	8.33 %
Historical investigation	41.67 %
Experimental inquiry	33.33 %
Invention	33.33 %



## Similarities and Differences Posted

Comparing	20.00 %
Classifying	60.00 %
Creating metaphors	10.00 %
Creating analogies	10.00 %



## Opportunity for Response Posted

check all that apply

Teacher has system for calling on students	41.67 %
Teacher elicits response from various students throughout	25.00 %
Teacher utilizes guided notes	33.33 %
Teacher utilizes response cards	41.67 %
Teacher monitors students who do not respond correctly	16.67 %

